

Normal Weight, Smooth Surface, High performance hook-up wires.
Silver coated high strength or ultra high strength copper alloy conductor.
Composite insulation 200°C

AS22759/189

CHARACTERISTICS:

Environmental:

- Operating temperature : -65°C to +200°C (ambient temperature + current heating)
- Resistant to :
 - Aircraft fluids (oils, hydrocarbons, kerosene, ...)
 - Chemical agents.
- Wet and Dry Arc Tracking resistant.
- Hydrolysis resistant.
- Abrasion resistant.

Electrical:

- Operating voltage: 600Vrms** (See note on reverse)
- Linear resistance: See table on reverse

Mechanical:

- Weight: See table on reverse
- Dimensions: See table on reverse


APPLICATIONS:

- General purpose high performance hook-up wires.
- Designed for Aerospace and other applications requiring excellent thermal stability.
- Developed at the request of NAVAIR and USAF.

IDENTIFICATION:

- Standard version are based on PTFE tape that can be marked by UV laser.
- Symbol code in NEMA WC 27500: **DM**

CONSTRUCTION:

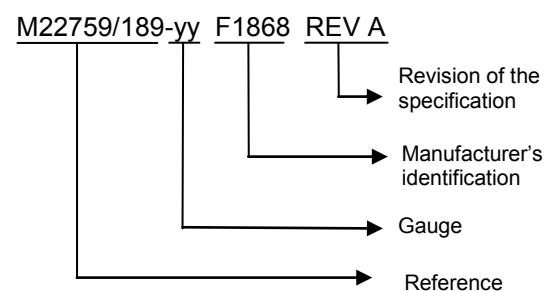


- 1 -Conductor: Silver coated high strength copper alloy (AWG 24 to 20 Type SCA) or ultra high strength copper alloy (AWG 26 Type SCU).
- 2 -FP/Polyimide/FP tape.
- 3 -PTFE tape, Smooth, UV laser markable.

STANDARDS/SPECIFICATONS:

- Conductors in accordance with AS29606
- Product standard: AS22759/189
- Technical specification: AS22759


MARKING:



Example: M22759/189-20 F1868 Rev A

**Normal Weight, Smooth Surface,
High performance hook-up wires.
Silver coated high strength or ultra high
strength copper alloy conductor.
Composite insulation 200°C**

AS22759/189



SAE part number	Draka Part number	Wire Size	Conductor assembly n × AWG (n × mm)	Conductor Ø		Resistance at 20°C Max. Ω/1000 ft (Ω/km)	Wire outer Ø		Weight Max. Lbs/1000ft (kg/km)	Tensile Breaking Strength Min. Lbs (N)
				Min. Inch (mm)	Max. Inch (mm)		Min. Inch (mm)	Max. Inch (mm)		
M22759/189-26-*	SM18926-*	26	19x38 (19x0.102)	0.0175 (0.44)	0.0204 (0.52)	56.4 (185)	0.033 (0.84)	0.037 (0.94)	1.60 (2.38)	21.5 (95.7)
M22759/189-24-*	SM18924-*	24	19x36 (19x0.127)	0.0225 (0.57)	0.0244 (0.62)	28.4 (93.2)	0.038 (0.97)	0.042 (1.07)	2.20 (3.27)	22.4 (99.7)
M22759/189-22-*	SM18922-*	22	19x34 (19x0.16)	0.0285 (0.72)	0.0314 (0.80)	17.5 (57.4)	0.043 (1.09)	0.047 (1.19)	3.10 (4.61)	35.8 (159.3)
M22759/189-20-*	SM18920-*	20	19x32 (19x0.203)	0.0365 (0.93)	0.0395 (1.03)	10.7 (35.1)	0.051 (1.30)	0.055 (1.40)	4.70 (6.99)	58.1 (258.5)

*: Replace the asterisks in the part number by color code designators (in accordance with MIL-STD-681)

**: Operating Voltage: 600Vrms at sea level. This insulation system has been used in Aerospace applications using 115 Volts (Phase to Neutral), 400 Hertz AC and 28 Volts DC. Verification of the suitability of this product for use in other Electrical system configuration is the responsibility of the user.