

Internal/External Splice Only Flexibox

Prysmian

A Brand of Prysmian Group

Product code - See Table Below



DESIGN & CONSTRUCTION

- Modular design.
- Multiple configurations available.
- Quick and easy access.
- Easy to install.
- IP56* rated
- Designed and manufactured in UK

Product description

The splice only Flexibox is a wall box designed for internal/external use with up to 12 splice trays and up to 8 individual inputs for up to 24 cables. Each splice tray is able to accommodate up to 24 fibre splices and the box has an excess storage or loop storage area. The Flexibox is available with a lock for security and also has a removable cover for extra access whilst splicing and routing fibres. The Flexibox utilises the same internal components as Prysmian external closures to simplify installation practises and save time.

*To be confirmed/tested

Technical data

- Max capacity (fibres)
 - Without loop storage: 288f (1.3mm) 144f (2.2mm)
 - With loop storage: 192f (1.3mm) 96f (2.2mm)
 - With top & bottom entries: 192f (1.3mm) 96f (2.2mm)
 - Max number of cable entries: 24 (diameter dependant)
 - Required space envelope (mm): (h) 345 x (w) 272 x (d) 105
 - Operating temperature: -20°C to + 60°C (5 to 95% RH)
 - Material: ABS (FR ABS white internal)
 - Colour: Black, White, Grey
- Testing:
- Dry Heat – IEC60068-2-2
 - Change of Temperature – IEC60068-2-14
 - Damp Heat – IEC60068-2-78
 - Head Of Water – IEC60068-2-17 (Test QF)
 - Vibration – IEC60068-2-6
 - Shock – IEC60068-2-27

Internal/External Splice Only Flexibox

Prysmian

A Brand of Prysmian Group

Main characteristics

Kit Contents

• Internal/external splice only Flexibox is supplied as a pre-configured box with all components as designated. Additional items can be supplied in the same package when ordered at the same time.

Logistics

- Packing Dimensions (hwxwd mm): 420x315x135
- Packed Weight (kg): 2.0
- Net weight (kg): 1.8



Entry system A
6 x M20



Entry system B
Oval + 8 x 6way



Entry system C
2x M25 + 8 x 6way



Entry system D
Blank

*Box can also be supplied with 2x M20 cable entries on top face

Part Numbers

Part Number	Fibre capacity	Entry system	Included cable entries	No. of trays 2.2mm standard	Security lock	Loop/ Excess Storage	Int / Ext
XCPSC03687	96f	A	1 x 6-12mm single entry, 2 x 4-6mm dual entries	8	Yes	Excess	Internal
XCPSC03948	96f	A	None	8	No	Excess	Internal
XCPSC03949	96f	A	None	8	Yes	Excess	External
XCPSC03950	96f	A	None	8	No	Excess	External
XCPSC03951	96f	B	None	8	Yes	Loop	Internal
XCPSC03952	96f	B	None	8	No	Loop	Internal
XCPSC03953	96f	B	None	8	Yes	Loop	External
XCPSC03954	96f	B	None	8	No	Loop	External
XCPSC03955	144f	A	None	12	Yes	Excess	Internal
XCPSC03956	144f	A	None	12	No	Excess	Internal
XCPSC03957	144f	A	None	12	Yes	Excess	External
XCPSC03958	144f	A	None	12	No	Excess	External
XCPSC03959	144f	Blank	None	12	Yes	Excess	Internal

Internal/External Splice Only Flexibox

Additional Items

Prysmian

A Brand of Prysmian Group

Cable Entry Glands






Part Number	Gland Type	Min Cable Ø	Max Cable Ø	Colour	Pack size
XJTSC02028A	Oval	5.0	7.0	Black	1
XJTSC02029A	Oval	7.1	9.0	Black	1
XJTSC02030A	Oval	9.1	11.0	Black	1
XJTSC02031A	Oval	11.1	13.0	Black	1
XJTSC01896A	Oval	13.1	14.8	Black	1
XKTSC00280	Single way M20	4	9	Black	5
XKTSC01476	Single way M20	6	12	Black	5
XKTSC01477	Dual way M20	4	6	Black	5
XKTSC01478	3 way M20	2.5	4.5	Black	5
XKTSC01479	Single way M20	11	14	White	5
XKTSC00279	Single way M25	9	17	Black	5
XKTSC00288	Single way M32	17.5	25	Black	5



Internal/External Splice

Only Flexibox

Additional Items

Item	Prysmian Part No.	Description	Image
POLE MOUNTING KIT	XKTSC01481	The pole mounting kit is for mounting the Flexibox to a pole or mast. The kit includes screws, a bracket and two metallic straps	
SPLITTERS	XSPSC00002 (1x4) XSPSG00003 (1x8) XSPSG00004 (1x16)	A range of optical splitters are available to install into the joint. The splitters have 2 metre input and output legs with 900 micron G657A1 fibre. For full technical information on the splitters refer to data sheet AC005.	
SPLICE PROTECTORS 1.3	XKTSC01284 (Pack of 12) XPESC00057 (Pack of 50)	Splice protectors are used to protect the fibre splice. They are 1.3mm in diameter and 30mm in length.	
SPLICE PROTECTORS 2.2	XKTSC00050 (Pack of 12) XPESC00053 (Pack of 50)	Splice protectors are used to protect the fibre splice. They are 2.2mm in diameter and 45mm in length.	
SPLICE PROTECTORS Crimp	XKTSC00079 (Pack of 12) XKTSC00078 (Pack of 50)	Splice protectors are used to protect the fibre splice. They are 1.3mm x 3.2mm and 30mm in length.	

Please contact your local sales office listed on www.prysmiangroup.com

© Prysmian Group 2020, All Rights Reserved.

The information contained within this document must not be copied, reprinted or reproduced in any form, either wholly or in part, without the written consent of Prysmian Group. The information is believed correct at the time of issue. Prysmian Group reserves the right to amend this specification without notice. This specification is not contractually valid unless specifically authorised by Prysmian Group.